



Bring Your Own Device

Virginia Beach City Public Schools

William Johnsen, Director of Instructional Technology

Sheila Terri, Computer Resource Specialist

Fara T. Faust, Computer Resource Specialist

Planning Process

- Department of Curriculum and Instruction lead
- Committee of teachers and principals
- Survey of parents, staff, and students
- Cell phone policy revised
- BYOD Guidelines and FAQs developed and reviewed by administrators and teachers

Implementation

- School Board approval of cell phone policy change
- Guidelines and FAQs distributed to schools and posted on VBSchools.com
- Professional learning offered to teachers in summer
- Professional learning provided to administrators in summer

Information and Resources

- BYOD Guidelines
<http://www.vbschools.com/curriculum/byod/guidelines.asp>
- BYOD FAQs
<http://www.vbschools.com/curriculum/byod/index.asp>
- Cell phone policy and regulations
http://www.vbschools.com/policies/3-65_p.asp
- Other resources posted to internal SharePoint site and The Stream (digital media system)

Bring Your Own Device

Teacher Information



- Be familiar with the VBSchools BYOD Guidelines
- Before you implement the program be aware –
 - The use of devices must be educationally relevant.
 - Use of devices must be included in your learning plans.
 - CRS cannot set up devices, install apps or make repairs to devices.
- Teachers must meet with the CRS for a brief in-service before implementing the program.
- CRS will provide teacher with introductory letter to send home to parents. Letter will be signed by classroom teacher and principal.
- All apps must be installed at home. Students and teachers do not have access to the Cooke iTunes account.
- To connect to the VBCPS Wi-Fi network
 - Go to the settings icon on the device and select Wi-Fi settings
 - Type in "VBCPSChannel" (case sensitive)
 - The Wi-Fi network is hidden and will not be automatically detected by devices.
- Here are some apps that might be useful on student devices. You can decide which ones your students install and use.

App Name	iTunes (iOS)	Android MarketPlace
Edmodo	✓	✓
BrainPop	✓	✓
BrainPop Jr.	✓	✓
Animoto	✓	✓
VoiceThread	✓	
QR set	✓	
QR Droid		✓
DocsTeach	✓	
Socrative Student	✓	✓

Teacher Information

Bring Your Own Device (BYOD)

Student/Parent Guidelines for use of a Privately Owned Electronic Device

Starting with the 2012-2013 school year, Virginia Beach City Public Schools will allow students to use privately owned electronic devices to access the VBCPS wireless network. This wireless access provided to the devices is designed to enhance the students' educational experiences and outcomes. Connecting to the VBCPS Wi-Fi network with personal devices is a privilege, not a right, and it is not a requirement for division students. Permission to bring and use privately owned devices is contingent upon adherence to VBCPS guidelines. If a privately owned device is used by a student to disrupt the educational environment, in the sole opinion of VBCPS, that student's privileges may be limited or revoked.

Guidelines

1. Students may use a privately owned electronic "Internet ready" device on the VBCPS wireless network with teacher or administrator permission.
2. The use of a privately owned electronic device is to support and enhance instructional activities.
3. Students are prohibited from accessing the Internet using any external Internet service.
4. No privately owned electronic device may be connected to the VBCPS network by a network cable plugged into a data outlet. Network access is provided via Wi-Fi access only.
5. No student shall establish a wireless ad-hoc or peer-to-peer network using his/her electronic device or any other wireless device while on school grounds. This includes, but is not limited to using a privately owned electronic device as a cabled or wireless hotspot.
6. Voice, video, and image capture applications may only be used with teacher or administrator permission.
7. Sound should be muted unless the teacher or administrator grants permission for use of sound associated with the instructional activities. A teacher or administrator may permit the use of ear buds or other types of headphones.
8. The privately owned electronic device owner is the only person allowed to install software on the device.
9. No division-owned academic or productivity software can be installed on a student's device to illegally collect any data.
10. No student shall use any computer or device to illegally collect any data.
11. Devices are brought to school at the students' and parents' own risk. VBCPS is not responsible for any loss, stolen or damaged, VBCPS is not responsible for any loss, stolen or damaged, VBCPS is not responsible for any loss, stolen or damaged.
12. Violation of school or division policies, local, state and/or federal law will result in appropriate discipline. The VBCPS wireless network will result in appropriate discipline. The VBCPS wireless network will result in appropriate discipline. The VBCPS wireless network will result in appropriate discipline.
13. The school division and school division personnel cannot attempt to access or retrieve data from a student's device. The school division reserves the right to examine the privately owned device if there is reason to believe that school division policies or procedures have been violated. In the event that a student believes that his/her password has been compromised, the student should immediately reset his/her password using a school division password reset service.
14. The school division reserves the right to examine the privately owned device if there is reason to believe that school division policies or procedures have been violated. In the event that a student believes that his/her password has been compromised, the student should immediately reset his/her password using a school division password reset service.

Informing Parents

August 23, 2012

Dear Parents,

In order to provide students with more opportunities to engage with real-time information in collaborative settings, a growing number of schools across the nation have invited students to "BYOD." The acronym, "BYOD," stands for "Bring Your Own Device." Our class is ready to give it a try.

We are hoping some of our students will be able to bring their portable devices to school. The devices will be used primarily to access our school's filtered internet and possibly to make some free applications. We will be setting these devices to access our VBCPS wireless network. Students will not be using personal data plans. The VBCPS network is heavily filtered to prevent access to inappropriate material. Students who are unable to bring a device will be provided with access to school-owned devices to accomplish our learning activities.

Devices that will be accepted in your child's class include:

- iPads
- iPod Touches
- Kindle Fires
- Nooks (only those with easy internet access)
- Other tablet devices including Android tablets and eReaders

The BYOD devices will only be used during classroom activities, and the use of the devices will be heavily supervised. When not in use, the devices will be kept in our locked classroom. Students will take the devices home each day.

Please familiarize yourself with the VBCPS Guidelines for the BYOD initiative on the reverse side of this letter. Since no training will be provided on how to use the device, your student should be familiar with how to use the device before bringing it to school. I will be sending home a list of free apps that we will be using in class. These apps should be installed on the device before bringing it to school.

In order for us to plan effectively, we need to gather some information from you. Please fill out the form on the attached sheet indicating which (if any) device your student already knows how to use, and will be able to bring to school. Sign and return the attached BYOD Information Sheet by <date>. A week from today, <date>, we will ask that these devices be brought to school.

Sincerely,

XXXXXXXXXX
Classroom Teacher

XXXXXXXXXX
Principal

BYOD Information Sheet Cooke Elementary School

Student's Name: _____
Homeroom Teacher: _____

- My Child will bring a _____
(Accepted devices include: iPad, iPod Touch, Kindle Fire, Nook (with easy internet), Android tablet, eReader)
- My Child will not bring a BYOD device to school.
(Remember, this is not a problem... we will provide something for them to use. ☺)

Policy and Code of Conduct apply to the VBCPS BYOD initiative. Questions and guidelines can be found here.

www.vbschools.com/curriculum/byod



BYOD App List



Mrs. _____ Class

Please install the following apps on your child's device. All apps are free. The chart below will indicate if the app is available for Apple and/or Android devices. Apps will not be installed on devices at school.

Install only apps that are checked	App Name	iTunes (iOS)	Android MarketPlace
	Edmodo	✓	✓
	BrainPop	✓	✓
	BrainPop Jr.	✓	✓
	Animoto	✓	✓
	VoiceThread	✓	
	QR set	✓	
	QR Droid		✓
	DocsTeach	✓	
	Socrative Student	✓	✓

**A Good
Place to
Start**

The Day Before Devices


Dear Parents and Guardians,

Thank you for an overwhelming response to our Bring Your Own Device initiative.


Just a few requests before bringing in the devices tomorrow:

1. Please make sure the wifi settings are not passcode protected. We need to get into the device settings to connect them to our school wireless system.
2. If you have a device that has apps, please load Edmodo and Voicethread. These are free apps we will be using quite a bit. If your device does not have apps, we will use the internet browser to get to the web-based versions.
3. For identification purposes, please carefully label the device.
4. Devices need to be fully charged. We have limited outlets for charging purposes.
5. Reminding your child that the device they bring in is to be used only as directed by his/her teacher would be helpful. (not on the bus, hallways, bathrooms, etc...)
6. Students are welcome to bring ear buds or headphones.
7. Please turn off any one-click buying, such as books on Amazon.
*Students do not have permission to download apps or books without parent permission.

Sincerely,

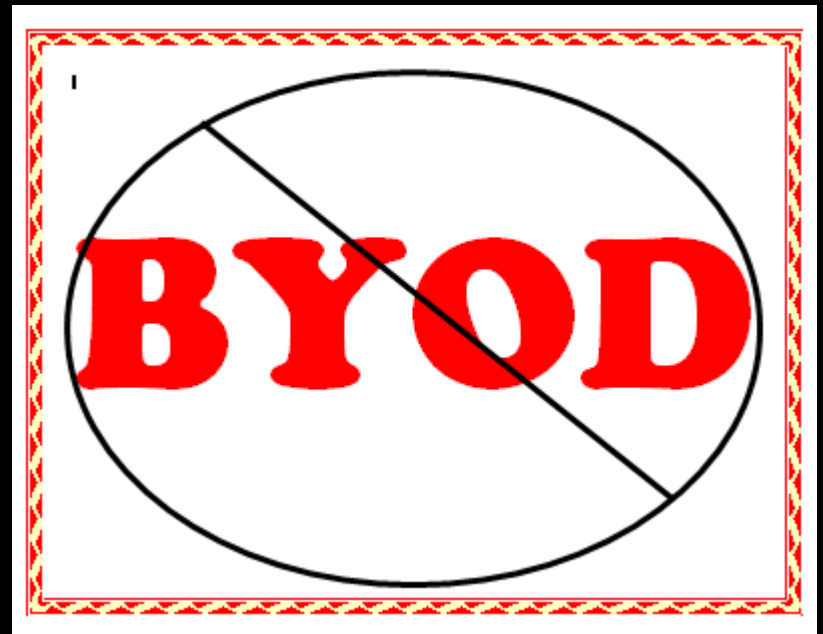


Classroom Sign



Front

Back



Other Activity Ideas (Non- App)

Camera/ Video	Blogging Sites	Internet Research
Drawing Tools	Polling Sites	Gaming Sites
Presentation Tools	Mind Mapping	Organizing Data